

Capture Pro Software and Capture Pro Limited Edition

Version 7.0

Release Notes

Table of Contents

- **Upgrading to Version 7.0**
- **Scanner Support Changes**
- **New Features and Changes**
 - **S5000 scanner support**
 - **Application Architecture**
 - **Quick Start View Updates**
 - **PDF and sPDF Output Improvements**
- **Limited Edition Updates**
- **Problems Fixed**
 - **Hardware ID changing due to Windows Updates**

Upgrading to Version 7.0.0

Upgrading Stand-Alone Installations

- Capture Pro Version 7.0 is a 64-bit application. Therefore, your PC operating system must be 64-bit in order to upgrade.
- The customer's **Capture Pro Software Serial Number** must be entitled to the 7.0 release
 - **The Entitlement Date (or Software Assurance Expiration Date) must be July 1, 2025 or later**
- To upgrade, download the installer (**CapProSW_7_0_0.exe**) file from www.kodakalaris.com/go/captureprodownload and run it.
 - **The installer will automatically upgrade an existing Capture Pro install to Version 7.0.0**
 - **When upgrading from Version 6.2 or earlier, an Internet connection is required during the upgrade as the KODAK Alaris licensing system will generate a new 7.0 license**
 - **If an Internet connection is not available or allowed, the installation wizard will guide you through the off-line process of obtaining (and installing) a license from a PC that does have Internet access**

Upgrading to Version 7.0.0 (continued)

Upgrading Network Edition Installations

- Capture Pro Version 7.0 is a 64-bit application. Therefore, the PC operating system on the NE Client workstations must be 64-bit in order to upgrade.
- Both the NE Server and the NE Client workstations must be upgraded to Version 7.0 at the same time.
 - You cannot run a Version 6.2 client workstation with a Version 7.0 NE Server
 - You cannot run a Version 7.0 client workstation with a Version 6.2 NE Server
- To upgrade, download the installer files from www.kodakalaris.com/go/captureprodownload and run them
 - IIS on the Network Edition Server must be STOPPED prior to the upgrade and RESTARTED after the upgrade

Upgrading to Version 7.0.0 (continued)

Q: Can a Subscription customer upgrade to Version 7.0?

A: Yes. Subscription customers are entitled to new releases that come out during their Subscription timeframe.

- Prior to upgrading to Version 7.0, the Subscription customer should
 - Download and install the new License Manager program from the Capture Pro Software website: www.kodakalaris.com/go/captureprodownload.
 - Contact Service and Support with their Hardware ID and their intention to upgrade.
- A new Version 7.0 Subscription license, with the same Group level and Expiration Date, will be created for the customer's Hardware ID.
- Service and Support will then contact the customer indicating that their Version 7.0 subscription license is ready, and that the customer can now upgrade to Version 7.0.

Scanner Support Changes

Kodak Scanner Additions

S5160

Group E

S5180

Group F

S5210

Group G

3rd Party Scanner Support Additions

Fujitsu/Ricoh fi-8040

Group A

S5000 Scanner Support

- **Limited Edition will NOT be available for the S5000 Scanners**
- **Button Support**
 - Up to 20 buttons can be configured for use from the Scanner OCP or the system tray icon for Capture Pro
- **Intelligent Job Select and Sorting**
 - Fully supported at scanner rated speed just like the i5x50 Scanners
 - Intelligent Job Select patch sheets can be sorted out to the Rear Exit tray
- **Imprinting and Image Addressing**
 - Imprinting is fully supported when scanner has an imprinter installed. Configuration is done in Job Setup.
 - Image Addressing with the S5210 is fully supported, just like the i5850. Configuration is done in Job Setup.

S5000 Scanner Support (continued)

- **Tri-stream Support**

- Version 7 fully supports the ability of the S5000 Scanners (as well as the i5x50 Scanners) to scan in tri-stream
- Tri-stream is **Dropped-Out Bitonal, Full Bitonal, and Full Color/Grayscale**
- All 3 images will be assigned to the same Page ID in Capture Pro and the dropped-out image will be received first
 - This allows zonal OCR indexing to be done using the dropped-out image
- Note that tri-stream output is NOT supported
 - Both bitonal images will be included in the output unless customer deletes the dropped-out image prior to output
 - The Remove Blank Images function is a great way to quickly identify and delete the dropped-out images

KODAK S5210 Scanner - Image

Side: Both

General Size Adjust Enhance Detect

Hole Fill
☒ On

Barcode Image Enhancement
☐ On

Image Edge Fill
Color: Automatic

Streak Filter
☐ On

Color Dropout
Color: Red

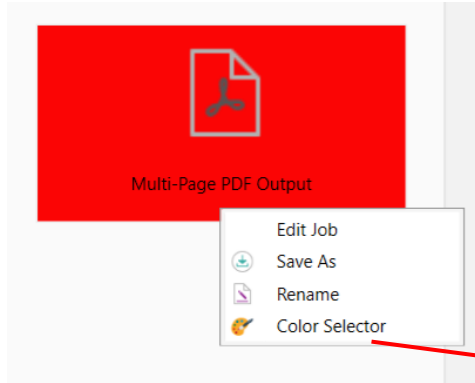
☒ Include non-dropped image

Application Architecture

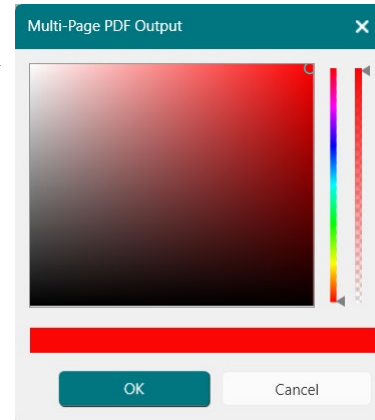
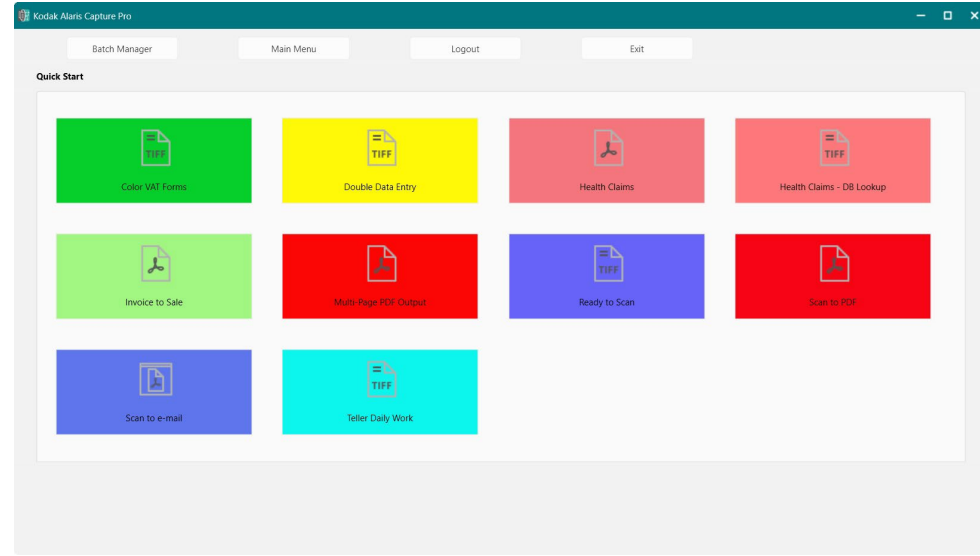
- **Only 64-bit operating systems are supported**
 - Windows 10, 11, Server 2016, Server 2019, Server 2022
- **Recommended PC Configuration**
 - i5 Gen 12 processor or greater
 - 16 GB RAM
 - 10 GB of free space (more if scanning higher volumes)
 - SSD Drives
- **Database Lookup and Output via ODBC**
 - For Database Lookup, only 64-bit ODBC Data Sources are supported
 - For output to an ODBC database, a 32-bit ODBC Source is still required
- **Plug-In Support**
 - Custom System Output Destinations (SOD) that have been implemented, will continue to be supported
 - Only 32-bit SODs are currently supported
 - Other custom plug-ins are currently NOT supported
 - Index Type
 - Index Data
 - Batch Naming
 - Data Provider

Quick Start View Updates

- New right-click menu provides easy access to edit, add, or rename a Job Setup

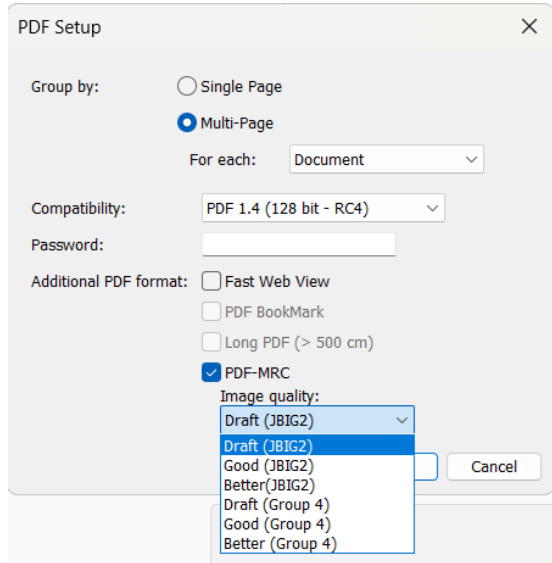


- The Color of each Job tile can also be configured
- Job Tiles will continue to be displayed in alphabetical order
- The icon on the Job tile reflects the output file type configured for the Job



PDF and sPDF Output Improvements

- Performance of PDF and Searchable PDF output is faster
 - Single-Page and Multi-Page file output
- Quality of PDF-MRC output has improved
 - New configurable options when PDF-MRC is enabled



Limited Edition Updates

- Up to 20 Batch and Document Index fields can now be configured
- 2-D bar code support
 - All 1-D and 2-D bar code types are now supported including
 - QR Code
 - DataMatrix
 - PDF-417
- Zonal OCR Indexing is now supported
 - Note that OMR indexing remains unsupported and requires the full version of Capture Pro Software

Problems Fixed in 7.0

- **Hardware ID Changing due to Windows or BIOS Updates**
 - Hardware ID algorithm has changed which will prevent the Hardware ID from changing when a Windows Update and/or BIOS update has taken place on your PC
 - There is a new License Manager for Version 7.0
 - If you have the License Manager program installed on your PC and you have upgraded to Version 7.0, then you should also upgrade your License Manager installation.